


5245 m.

GRAN PREMIO D'ITALIA OAKLEY
Free Practice Nr. 1
Classification

3

	Rider	Nation	Team	Motorcycle	Time	Lap Total	Gap	Top Speed
1	16 Joe ROBERTS	USA	Italtrans Racing Team	KALEX	1'51.746	17 18		293.4
2	87 Remy GARDNER	AUS	Red Bull KTM Ajo	KALEX	1'51.984	10 14	0.238 0.238	293.4
3	22 Sam LOWES	GBR	Elf Marc VDS Racing Team	KALEX	1'52.004	11 17	0.258 0.020	295.0
4	25 Raul FERNANDEZ	SPA	Red Bull KTM Ajo	KALEX	1'52.131	15 17	0.385 0.127	298.3
5	14 Tony ARBOLINO	ITA	Liqui Moly Intact GP	KALEX	1'52.346	12 16	0.600 0.215	299.1
6	37 Augusto FERNANDEZ	SPA	Elf Marc VDS Racing Team	KALEX	1'52.351	18 18	0.605 0.005	296.7
7	97 Xavi VIERGE	SPA	Petronas Sprinta Racing	KALEX	1'52.359	13 16	0.613 0.008	295.0
8	72 Marco BEZZECCHI	ITA	SKY Racing Team VR46	KALEX	1'52.504	14 17	0.758 0.145	292.6
9	23 Marcel SCHROTTER	GER	Liqui Moly Intact GP	KALEX	1'52.547	13 16	0.801 0.043	295.8
10	21 Fabio DI GIANNANTONIO	ITA	Federal Oil Gresini Moto2	KALEX	1'52.645	18 18	0.899 0.098	293.4
11	44 Aron CANET	SPA	Kipin Energy Aspar Team	BOSCOSCURO	1'52.705	14 16	0.959 0.060	290.3
12	55 Hafizh SYAHRIN	MAL	NTS RW Racing GP	NTS	1'52.756	11 14	1.010 0.051	289.5
13	42 Marcos RAMIREZ	SPA	American Racing	KALEX	1'52.759	16 16	1.013 0.003	294.2
14	64 Bo BENDSNEYDER	NED	Pertamina Mandalika SAG Team	KALEX	1'52.970	14 14	1.224 0.211	295.8
15	12 Thomas LUTHI	SWI	Pertamina Mandalika SAG Team	KALEX	1'53.053	12 16	1.307 0.083	295.0
16	7 Lorenzo BALDASSARRI	ITA	MV Agusta Forward Racing	MV AGUSTA	1'53.100	16 16	1.354 0.047	291.1
17	13 Celestino VIETTI	ITA	SKY Racing Team VR46	KALEX	1'53.198	16 17	1.452 0.098	299.1
18	19 Lorenzo DALLA PORTA	ITA	Italtrans Racing Team	KALEX	1'53.205	17 18	1.459 0.007	292.6
19	62 Stefano MANZI	ITA	Flexbox HP40	KALEX	1'53.206	13 16	1.460 0.001	295.8
20	9 Jorge NAVARRO	SPA	MB Conveyors Speed Up	BOSCOSCURO	1'53.293	16 17	1.547 0.087	300.0
21	54 Fermín ALDEGUER	SPA	MB Conveyors Speed Up	BOSCOSCURO	1'53.329	15 15	1.583 0.036	297.5
22	11 Nicolò BULEGA	ITA	Federal Oil Gresini Moto2	KALEX	1'53.375	17 17	1.629 0.046	294.2
23	40 Hector GARZO	SPA	Flexbox HP40	KALEX	1'53.442	14 15	1.696 0.067	295.8
24	24 Simone CORSI	ITA	MV Agusta Forward Racing	MV AGUSTA	1'53.507	7 16	1.761 0.065	291.8
25	35 Somkiat CHANTRA	THA	IDEMITSU Honda Team Asia	KALEX	1'53.590	21 21	1.844 0.083	295.0
26	79 Ai OGURA	JPN	IDEMITSU Honda Team Asia	KALEX	1'53.731	15 16	1.985 0.141	293.4
27	75 Albert ARENAS	SPA	Kipin Energy Aspar Team	BOSCOSCURO	1'54.197	15 16	2.451 0.466	294.2
28	96 Jake DIXON	GBR	Petronas Sprinta Racing	KALEX	1'54.212	17 17	2.466 0.015	295.8
29	6 Cameron BEAUBIER	USA	American Racing	KALEX	1'54.436	14 15	2.690 0.224	294.2
30	70 Barry BALTUS	BEL	NTS RW Racing GP	NTS	1'54.529	15 16	2.783 0.093	288.0
31	10 Tommaso MARCON	ITA	MV Agusta Forward Racing	MV AGUSTA	1'56.417	12 14	4.671 1.888	283.4

Practice condition: **Dry**
 Air: **21°**
 Humidity: **58%**
 Ground: **32°**

Fastest Lap:	Lap: 17	Joe ROBERTS	1'51.746	168.9 Km/h
Best Race Lap:	2019	Alex MARQUEZ	1'51.881	168.7 Km/h
All Time Lap Record:	2019	Marcel SCHROTTER	1'51.129	169.9 Km/h

The results are provisional until the end of the limit for protest and appeals.

Time limit for protest expires 30' after publication of the results - Time:

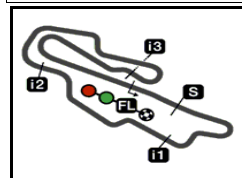
These data/results cannot be reproduced, stored and/or transmitted in whole or in part by any manner of electronic, mechanical, photocopying, recording, broadcasting or otherwise now known or herein after developed without the previous express consent by the copyright owner, except for reproduction in daily press and regular printed publications on sale to the public within 60 days of the event related to those data/results and always provided that copyright symbol appears together as follows below.

© DORNA, 2021

Official MotoGP Timing by **TISSOT**
 www.motogp.com

Mugello, Friday, May 28, 2021





5245 m.

GRAN PREMIO D'ITALIA OAKLEY

Free Practice Nr. 1

Top Speed & Average

4



Rider	Nation	Motorcycle	Top 5 speeds					Average	Top
9 Jorge NAVARRO	SPA	BOSCOSCURO	300.0	297.5	295.8	295.0	293.4	295.5	300.0
13 Celestino VIETTI	ITA	KALEX	299.1	298.3	297.5	297.5	296.7	297.8	299.1
14 Tony ARBOLINO	ITA	KALEX	299.1	298.3	295.0	294.2	294.2	296.2	299.1
25 Raul FERNANDEZ	SPA	KALEX	298.3	298.3	295.8	295.0	295.0	296.5	298.3
54 Fermín ALDEGUER	SPA	BOSCOSCURO	297.5	295.0	292.6	291.8	291.8	293.7	297.5
37 Augusto FERNANDEZ	SPA	KALEX	296.7	295.8	295.8	292.6	291.8	293.8	296.7
23 Marcel SCHROTTER	GER	KALEX	295.8	294.2	294.2	294.2	293.4	294.4	295.8
40 Hector GARZO	SPA	KALEX	295.8	295.8	295.8	295.0	295.0	295.4	295.8
62 Stefano MANZI	ITA	KALEX	295.8	295.8	293.4	292.6	292.6	294.0	295.8
64 Bo BENDSNEYDER	NED	KALEX	295.8	295.0	293.4	292.6	289.5	292.6	295.8
96 Jake DIXON	GBR	KALEX	295.8	291.8	289.5	288.0	285.7	290.2	295.8
12 Thomas LUTHI	SWI	KALEX	295.0	293.4	292.6	291.1	290.3	292.5	295.0
22 Sam LOWES	GBR	KALEX	295.0	293.4	292.6	291.8	291.8	292.9	295.0
35 Somkiat CHANTRA	THA	KALEX	295.0	294.2	293.4	293.4	293.4	293.9	295.0
97 Xavi VIERGE	SPA	KALEX	295.0	293.4	293.4	292.6	292.6	293.3	295.0
6 Cameron BEAUBIER	USA	KALEX	294.2	293.4	293.4	292.6	291.8	292.9	294.2
11 Nicolò BULEGA	ITA	KALEX	294.2	291.8	291.1	291.1	291.1	291.9	294.2
42 Marcos RAMIREZ	SPA	KALEX	294.2	294.2	294.2	293.4	293.4	293.7	294.2
75 Albert ARENAS	SPA	BOSCOSCURO	294.2	292.6	291.8	291.1	290.3	292.0	294.2
16 Joe ROBERTS	USA	KALEX	293.4	293.4	293.4	293.4	291.8	292.9	293.4
21 Fabio DI GIANNANTONIO	ITA	KALEX	293.4	291.1	290.3	289.5	289.5	290.8	293.4
79 Ai OGURA	JPN	KALEX	293.4	293.4	292.6	292.6	291.8	292.6	293.4
87 Remy GARDNER	AUS	KALEX	293.4	290.3	287.2	287.2	287.2	288.5	293.4
19 Lorenzo DALLA PORTA	ITA	KALEX	292.6	290.3	288.7	288.7	288.7	289.8	292.6
72 Marco BEZZECCHI	ITA	KALEX	292.6	291.1	291.1	290.3	290.3	291.0	292.6
24 Simone CORSI	ITA	MV AGUSTA	291.8	291.1	291.1	289.5	288.0	289.9	291.8
7 Lorenzo BALDASSARRI	ITA	MV AGUSTA	291.1	288.7	288.0	284.2	283.4	287.1	291.1
44 Aron CANET	SPA	BOSCOSCURO	290.3	288.0	288.0	287.2	287.2	287.7	290.3
55 Hafizh SYAHRIN	MAL	NTS	289.5	288.7	288.0	288.0	287.2	288.3	289.5
70 Barry BALTUS	BEL	NTS	288.0	286.4	285.7	285.7	285.7	286.3	288.0
10 Tommaso MARCON	ITA	MV AGUSTA	283.4	282.7	281.2	281.2	279.0	281.1	283.4

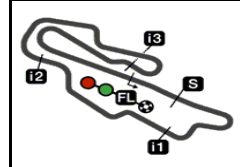
These data/results cannot be reproduced, stored and/or transmitted in whole or in part by any manner of electronic, mechanical, photocopying, recording, broadcasting or otherwise now known or herein after developed without the previous express consent by the copyright owner, except for reproduction in daily press and regular printed publications on sale to the public within 60 days of the event related to those data/results and always provided that copyright symbol appears together as follows below.

© DORNA, 2021

Official MotoGP Timing by TISSOT
www.motogp.com



Mugello, Friday, May 28, 2021



5245 m.

GRAN PREMIO D'ITALIA OAKLEY

Free Practice Nr. 1

Chronological Analysis of Performances

5

* Lap / Sector time cancelled **T1** Time from finish line to 1st intermediate **T3** Time from 2nd intermed. to 3rd intermed.
P Crossing the finish line in pit lane **T2** Time from 1st intermed. to 2nd intermed. **T4** Time from 3rd intermediate to finish line

Lap	Lap Time	T1	T2	T3	T4	Speed	Lap	Lap Time	T1	T2	T3	T4	Speed
1st 16 Joe ROBERTS Italtrans Racing Team USA							7	1'04.608 P	33.403				282.7
Runs=3 Total laps=18 Full laps=11							8	2'02.247	34.131	24.498	36.903	26.715	167.9
1	2'55.595	34.783	25.762	38.292	27.541	176.7	9	1'53.114	26.984	23.586	36.318	26.226	284.2
2	1'55.302	27.390	24.550	36.752	26.610	293.4	10	1'52.295	26.551	23.530	36.082	26.132	287.2
3	1'54.252	26.809	24.050	36.938	26.455	291.8	11	1'52.004	26.518	23.426	36.060	26.000	289.5
4	1'54.563	27.243	23.993	36.914	26.413	288.7	12	1'52.106	26.499	23.404	36.191	26.012	291.1
5	1'53.288	26.744	23.828	36.381	26.335	293.4	13	1'57.660	27.362	26.457	36.538	27.303	291.1
6	1'52.991	26.668	23.783	36.175	26.365	293.4	14	1'52.049	26.676	23.392	35.969	26.012	289.5
7	1'55.725 *	26.621	23.748	36.445	28.911*	293.4	15	1'52.158	26.409	23.365	36.255	26.129	291.1
8	56.169 P	26.822				291.8	16	1'52.327	26.530	23.335	36.233	26.229	291.8
9	2'00.298	32.242	24.455	36.805	26.796	154.7	17	2'01.660	31.695	25.151	37.911	26.903	275.5
10	1'53.480	26.959	23.855	36.273	26.393	284.9	4th 25 Raul FERNANDEZ Red Bull KTM Ajo SPA						
11	1'53.179	26.774	23.700	36.284	26.421	286.4	Runs=2 Total laps=17 Full laps=14						
12	1'52.822	26.787	23.631	36.132	26.272	287.2	1	2'57.625	34.576	27.017	38.559	27.254	155.6
13	1'52.712	26.671	23.652	36.062	26.327	288.7	2	1'55.272	27.319	24.225	37.147	26.581	294.2
14	55.627 P	26.686				288.0	3	1'53.262	26.692	23.665	36.534	26.371	295.0
15	2'01.609	34.325	24.338	36.502	26.444	147.3	4	1'52.946	26.721	23.530	36.520	26.175	295.0
16	1'52.940 *	26.486	23.392	36.589*	26.473	287.2	5	1'53.061	26.705	23.682	36.490	26.184	298.3
17	1'51.746	26.455	23.372	35.785	26.134	289.5	6	1'53.086	26.787	23.532	36.492	26.275	295.8
18	1'52.949	26.564	23.566	36.393	26.426	291.1	7	1'53.423	26.830	23.788	36.607	26.198	298.3
2nd 87 Remy GARDNER Red Bull KTM Ajo AUS							8	1'52.890	26.480	23.579	36.632	26.199	294.2
Runs=2 Total laps=14 Full laps=10							9	1'00.477 P	26.599				293.4
1	5'14.706	33.425	25.669	38.205	27.211	186.2	10	2'02.147	33.623	24.531	37.621	26.372	167.4
2	1'55.507	27.414	24.215	36.989	26.889	287.2	11	1'53.669	26.716	24.289	36.416	26.248	288.7
3	1'54.156	26.981	23.870	36.788	26.517	287.2	12	1'52.598	26.528	23.482	36.387	26.201	290.3
4	1'53.403	26.749	23.653	36.440	26.561	286.4	13	1'52.475	26.526	23.457	36.358	26.134	291.1
5	1'53.593	26.708	23.686	36.632	26.567	286.4	14	1'52.443	26.351	23.344	36.543	26.205	291.1
6	1'53.451	26.764	23.662	36.479	26.546	287.2	15	1'52.131	26.337	23.509	36.136	26.149	291.8
7	1'53.367 P	26.736	23.613	36.608	26.410	287.2	16	1'52.578	26.480	23.398	36.379	26.321	291.8
8	2'11.750	42.599	25.539	36.971	26.641	151.6	17	1'52.212	26.491	23.440	36.219	26.062	291.1
9	1'52.702	26.791	23.603	36.173	26.135	285.7	5th 14 Tony ARBOLINO Liqui Moly Intact GP ITA						
10	1'51.984	26.653	23.370	35.830	26.131	286.4	Runs=2 Total laps=16 Full laps=13						
11	2'00.082	31.654	26.047	36.262	26.119	285.7	1	2'56.069	33.425	25.594	38.262	27.079	170.8
12	1'52.003	26.463	23.429	35.996	26.115	290.3	2	1'54.954	27.792	24.111	36.812	26.239	291.8
13	2'14.981 *	26.536	23.465	52.268*	32.712	287.2	3	1'54.137	26.964	23.907	36.908	26.358	292.6
14	1'52.396	26.501	23.528	36.106	26.261	293.4	4	1'53.704	26.908	23.874	36.582	26.340	289.5
3rd 22 Sam LOWES Elf Marc VDS Racing GBR							5	1'53.023	26.679	23.857	36.409	26.078	293.4
Runs=2 Total laps=17 Full laps=13							6	1'53.209	26.844	23.649	36.445	26.271	299.1
1	3'06.796 *	33.098	25.489	37.928	27.079*	168.2	7	1'53.504	26.802	23.839	36.610	26.253	298.3
2	1'53.742	26.879	23.924	36.552	26.387	292.6	8	1'53.167	26.895	23.718	36.449	26.105	290.3
3	1'53.171 *	26.596	23.850*	36.532	26.193	295.0	9	59.432 P	26.745				295.0
4	1'58.037	29.158	25.404	36.918	26.557	293.4	10	1'59.523	31.700	24.623	36.948	26.252	181.8
5	1'53.273	26.845	23.611	36.509	26.308	291.1	11	1'53.831	27.352	24.245	36.158	26.076	289.5
6	1'52.926	26.817	23.615	36.404	26.090	291.8	12	1'52.346	26.550	23.529	36.052	26.215	294.2

Fastest Lap: Joe ROBERTS Italtrans Racing Team USA 1'51.746 26.455 23.372 35.785 26.134

These data/results cannot be reproduced, stored and/or transmitted in whole or in part by any manner of electronic, mechanical, photocopying, recording, broadcasting or otherwise now known or herein after developed without the previous express consent by the copyright owner, except for reproduction in daily press and regular printed publications on sale to the public within 60 days of the event related to those data/results and always provided that copyright symbol appears together as follows below.
 © DORNA, 2021



Free Practice Nr. 1

Moto2

Lap	Lap Time	T1	T2	T3	T4	Speed	Lap	Lap Time	T1	T2	T3	T4	Speed
13	1'52.832	26.766	23.568	36.268	26.230	292.6	10	1'53.983	27.202	23.948	36.527	26.306	282.7
14	1'52.918	26.448	23.516	36.503	26.451	294.2	11	1'52.607	26.692	23.570	36.230	26.115	286.4
15	1'53.259	26.503	23.581	36.750	26.425	293.4	12	1'52.601	26.565	23.573	36.363	26.100	288.0
16	2'04.509	30.206	25.754	36.770	31.779	288.0	13	1'52.710	26.722	23.653	36.253	26.082	287.2
6th 37 Augusto FERNAND Elf Marc VDS Racing SPA							14	1'52.504	26.701	23.474	36.257	26.072	285.7
Runs=2 Total laps=18 Full laps=14							15	1'55.121	28.487	23.914	36.560	26.160	288.7
1	2'40.138	33.839	26.504	38.899	27.873	175.8	16	2'13.157 *	26.736	23.480	49.712*	33.229	290.3
2	1'58.271	27.900	24.828	37.868	27.675	295.8	17	1'52.969	26.721	23.597	36.345	26.306	290.3
3	1'55.746	27.455	24.404	37.202	26.685	296.7	9th 23 Marcel SCHROTTE Liqui Moly Intact GP GER						
4	1'54.869	27.265	24.440	36.678	26.486	295.8	Runs=2 Total laps=16 Full laps=13						
5	1'53.706	26.814	24.087	36.458	26.347	292.6	1	2'58.644	32.357	25.223	38.439	27.157	190.4
6	1'53.715	26.785	24.100	36.480	26.350	291.8	2	1'54.729	27.035	24.094	37.016	26.584	294.2
7	1'54.084	26.996	23.829	36.689	26.570	291.8	3	1'53.725	26.778	23.802	36.594	26.551	294.2
8	1'53.610	26.757	23.832	36.462	26.559	291.8	4	1'53.590	26.792	23.828	36.700	26.270	294.2
9	1'53.223	26.562	23.683	36.443	26.535	287.2	5	1'52.966	26.669	23.645	36.359	26.293	292.6
10	1'53.238	26.721	23.775	36.347	26.395	287.2	6	1'54.420	26.908	23.779	36.979	26.754	292.6
11	1'52.957	26.662	23.603	36.336	26.356	286.4	7	1'53.129	26.735	23.552	36.469	26.373	291.1
12	54.694 P	27.209				288.0	8	1'52.979	26.599	23.607	36.611	26.162	293.4
13	2'01.836	33.199	25.307	36.954	26.376	154.9	9	55.453 P	26.691				295.8
14	1'52.424	26.615	23.571	35.981	26.257	287.2	10	2'02.601	34.326	24.724	36.940	26.611	175.8
15	1'52.464	26.393	23.542	36.217	26.312	288.0	11	1'53.065	26.674	23.678	36.329	26.384	286.4
16	1'59.268 *	28.150	24.850	39.639*	26.629	288.7	12	1'52.549	26.502	23.487	36.126	26.434	288.0
17	1'52.591	26.520	23.623	36.144	26.304	289.5	13	1'52.547	26.538	23.438	36.156	26.415	288.7
18	1'52.351	26.494	23.571	36.129	26.157	289.5	14	1'53.128	26.541	23.422	36.502	26.663	288.7
7th 97 Xavi VIERGE Petronas Sprinta Raci SPA							15	1'56.240	26.613	23.617	38.862	27.148	287.2
Runs=2 Total laps=16 Full laps=12							16	1'53.457	26.754	23.729	36.462	26.512	288.7
1	2'59.406	39.500	25.921	48.009	33.507	97.1	10th 21 Fabio DI GIANNANT Federal Oil Gresini M ITA						
2	1'54.940	27.200	24.219	36.767	26.754	292.6	Runs=2 Total laps=18 Full laps=15						
3	1'53.441	26.789	23.838	36.502	26.312	292.6	1	3'11.640	33.410	25.299	37.930	26.805	184.3
4	1'55.196	26.667	23.941	37.671	26.917	293.4	2	1'55.051	27.442	24.291	36.876	26.442	288.7
5	1'53.436	26.743	23.856	36.546	26.291	295.0	3	1'54.318	26.984	23.943	36.816	26.575	288.7
6	1'53.086	26.731	23.772	36.312	26.271	290.3	4	1'53.772	26.892	23.822	36.672	26.386	288.7
7	1'53.947	26.768	24.065	36.657	26.457	293.4	5	1'53.362	26.827	23.768	36.448	26.319	289.5
8	1'52.963	26.700	23.623	36.393	26.247	292.6	6	1'53.234	26.776	23.650	36.487	26.321	289.5
9	55.941 P	26.806				291.8	7	1'53.217	26.657	23.553	36.845	26.162	291.1
10	2'06.331	38.033	24.975	36.814	26.509	131.5	8	1'52.743	26.577	23.462	36.499	26.205	293.4
11	1'52.861	26.877	23.683	36.116	26.185	287.2	9	1'54.599	26.837	24.640	36.740	26.382	290.3
12	1'52.376	26.694	23.450	36.180	26.052	288.7	10	1'53.196	26.866	23.598	36.455	26.277	286.4
13	1'52.359	26.547	23.623	36.108	26.081	291.1	11	1'52.897	26.760	23.478	36.437	26.222	287.2
14	1'52.556	26.503	23.527	36.283	26.243	291.1	12	1'52.798	26.737	23.455	36.370	26.236	287.2
15	2'12.486 *	28.777	24.661	51.817*	27.231*	291.1	13	1'53.233	26.843	23.631	36.431	26.328	286.4
16	1'55.731	26.689	25.603	36.945	26.494	289.5	14	1'52.990	26.796	23.487	36.398	26.309	286.4
8th 72 Marco BEZZECCHI SKY Racing Team VR ITA							15	1'04.228 P	31.280				286.4
Runs=2 Total laps=17 Full laps=13							16	2'14.072 *	34.146	24.420	48.618*	26.888	160.7
1	3'15.048	32.817	25.623	38.516	27.438	189.8	17	1'53.286	26.950	23.609	36.492	26.235	284.9
2	1'55.635	27.466	24.490	37.053	26.626	289.5	18	1'52.645	26.687	23.490	36.344	26.124	288.0
3	1'53.564	26.892	24.016	36.477	26.179	288.7	11th 44 Aron CANET Kipin Energy Aspar T SPA						
4	1'53.061	26.691	23.795	36.307	26.268	291.1	Runs=3 Total laps=16 Full laps=10						
5	1'53.102	26.701	23.785	36.420	26.196	289.5	1	3'03.709	32.255	25.306	38.451	27.237	179.1
6	1'52.732	26.740	23.601	36.318	26.073	290.3	2	1'55.976	27.612	24.479	37.202	26.683	286.4
7	1'52.606	26.653	23.563	36.277	26.113	291.1	3	1'54.680	27.109	24.258	36.781	26.532	287.2
8	56.317 P	26.756				292.6	4	1'54.755	27.038	24.118	37.017	26.582	290.3
9	2'03.541	34.391	24.978	37.456	26.716	180.6	5	1'54.422	26.949	24.090	36.806	26.577	286.4

Fastest Lap: Joe ROBERTS Italtrans Racing Team USA 1'51.746 26.455 23.372 35.785 26.134

These data/results cannot be reproduced, stored and/or transmitted in whole or in part by any manner of electronic, mechanical, photocopying, recording, broadcasting or otherwise now known or herein after developed without the previous express consent by the copyright owner, except for reproduction in daily press and regular printed publications on sale to the public within 60 days of the event related to those data/results and always provided that copyright symbol appears together as follows below.
© DORNA, 2021

Free Practice Nr. 1

Moto2

Lap	Lap Time	T1	T2	T3	T4	Speed	Lap	Lap Time	T1	T2	T3	T4	Speed
6	1'54.113	27.035	24.043	36.566	26.469	287.2	7	2'01.405	33.313	24.374	36.835	26.883	150.2
7	1'54.058	27.061	24.003	36.567	26.427	287.2	8	1'53.903	26.811	23.896	36.540	26.656	284.2
8	1'01.984 P	27.080				287.2	9	1'53.681	26.852	23.886	36.381	26.562	285.7
9	2'07.545	38.169	24.096	38.706	26.574	114.7	10	1'53.590	26.731	23.856	36.444	26.559	285.7
10	1'53.639	27.020	23.833	36.356	26.430	284.9	11	1'00.576 P	29.246				286.4
11	1'53.570	26.697	23.923	36.509	26.441	286.4	12	2'01.300 *	34.357	24.131	36.394*	26.418	150.8
12	57.607 P	26.906				287.2	13	1'53.694	26.566	23.532	36.696	26.900	289.5
13	2'02.446	32.882	24.220	38.973	26.371	157.8	14	1'52.970	26.564	23.698	36.258	26.450	295.8
14	1'52.705	26.813	23.696	36.020	26.176	287.2	15th 12 Thomas LUTHI Pertamina Mandalika SWI						
15	2'06.881 *	26.690	23.976	49.158*	27.057	288.0	Runs=2 Total laps=16 Full laps=13						
16	1'55.698	26.730	23.715	38.866	26.387	288.0							

12th 55 Hafizh SYAHRIN		NTS RW Racing GP		MAL		
Runs=2	Total laps=14	Full laps=9				
1	2'48.371	36.463	26.536	38.980	27.722	153.8
2	1'56.409	27.588	24.563	37.288	26.970	284.9
3	1'54.687	27.127	24.073	36.871	26.616	285.7
4	1'54.195	26.827	24.010	36.850	26.508	286.4
5	1'53.644 *	26.759	23.894	36.557	26.434*	287.2
6	1'09.227 P	35.699				288.0
7	2'07.599	35.985	26.246	38.438	26.930	146.7
8	1'53.556	26.987	23.778	36.344	26.447	284.9
9	2'00.350	31.332	25.114	37.587	26.317	266.6
10	1'53.310	26.808	23.803	36.295	26.404	288.7
11	1'52.756	26.567	23.685	36.198	26.306	288.0
12	1'59.483 *	28.287	25.116*	39.073	27.007	289.5
13	1'52.963	26.660	23.666	36.310	26.327	285.7
14	1'53.133	26.616	23.742	36.352	26.423	286.4

13th 42 Marcos RAMIREZ		American Racing		SPA		
Runs=2	Total laps=16	Full laps=12				
1	2'37.759	34.586	26.635	39.276	27.609	182.7
2	1'57.780	28.189	24.980	37.656	26.955	291.8
3	1'56.119	27.506	24.417	37.541	26.655	294.2
4	2'02.998	32.095	27.459	36.945	26.499	292.6
5	1'54.606	27.139	24.146	36.735	26.586	294.2
6	1'59.261	27.093	24.166	39.868	28.134	292.6
7	1'53.980	26.840	23.915	36.750	26.475	293.4
8	59.060 P	27.957				293.4
9	2'01.857	33.106	24.917	37.076	26.758	188.4
10	1'56.734	26.991	24.024	39.188	26.531	289.5
11	1'53.717	26.854	23.851	36.487	26.525	291.8
12	1'53.318	26.743	23.935	36.428	26.212	291.8
13	1'53.101	26.668	23.708	36.459	26.266	294.2
14	1'59.521	28.924	24.214	36.694	29.689	293.4
15	1'54.657 *	26.796	23.894*	36.705*	27.262	292.6
16	1'52.759	26.680	23.647	36.310	26.122	293.4

14th 64 Bo BENDSNEYDER		Pertamina Mandalika		NED		
Runs=3	Total laps=14	Full laps=9				
1	2'41.882	35.632	27.647	43.158	27.658	162.4
2	1'56.434	27.723	24.462	37.214	27.035	287.2
3	1'55.224	27.231	24.294	37.041	26.658	293.4
4	1'54.254	26.858	24.211	36.549	26.636	295.0
5	1'58.901	28.689	25.501	38.095	26.616	289.5
6	59.591 P	28.494				292.6

15th 12 Thomas LUTHI		Pertamina Mandalika		SWI		
Runs=2	Total laps=16	Full laps=13				
1	2'40.177	33.535	26.515	38.916	27.763	185.5
2	1'56.970	27.710	24.845	37.483	26.932	295.0
3	1'56.051	27.642	24.365	37.370	26.674	288.0
4	1'54.597	27.071	24.430	36.618	26.478	290.3
5	1'54.450	26.801	24.102	36.990	26.557	288.7
6	1'53.981	26.827	23.925	36.771	26.458	289.5
7	1'54.212	26.907	23.899	36.824	26.582	286.4
8	59.693 P	30.291				287.2
9	2'00.558	32.200	24.770	36.938	26.650	162.8
10	1'53.547	26.866	23.907	36.336	26.438	288.0
11	1'53.362	26.723	23.900	36.394	26.345	287.2
12	1'53.053	26.697	23.815	36.286	26.255	287.2
13	2'09.854	30.941	27.555	41.237	30.121	286.4
14	1'55.222	26.753	23.920	36.839	27.710	292.6
15	1'54.422	26.796	23.881	37.192	26.553	291.1
16	1'55.024	27.029	24.270	37.094	26.631	293.4

16th 7 Lorenzo BALDA		MV Agusta Forward R		ITA		
Runs=3	Total laps=16	Full laps=9				
1	2'36.892	33.989	26.005	39.355	27.395	178.5
2	1'57.991	28.429	24.678	37.930	26.954	291.1
3	1'58.996 *	27.390	24.452*	40.352	26.802	288.0
4	1'55.215	27.393	24.127	36.991	26.704	288.7
5	1'56.852 P	27.365	24.109*	36.979	28.399	284.2
6	2'05.446	35.327	24.871	38.153	27.095	121.8
7	1'55.444	27.420	24.114	37.187	26.723	279.7
8	1'55.503	27.472	24.176	37.111	26.744	279.7
9	1'54.530	27.071	23.932	36.923	26.604	279.7
10	57.847 P	27.070				280.5
11	2'02.228	32.956	25.649	37.051	26.572	188.8
12	1'53.586	26.934	23.660	36.594	26.398	279.7
13	1'53.641	26.852	23.698	36.635	26.456	281.2
14	1'58.721	26.855	23.748	36.669	31.449	280.5
15	1'54.389 *	27.110	23.711*	36.818*	26.750	279.7
16	1'53.100	26.868	23.612	36.386	26.234	283.4

17th 13 Celestino VIETTI		SKY Racing Team VR		ITA		
Runs=2	Total laps=17	Full laps=13				
1	2'39.930	35.632	26.939	39.412	27.835	167.9
2	1'57.584	27.892	24.787	37.898	27.007	293.4
3	1'56.482	27.948	24.559	37.241	26.734	297.5
4	1'55.526	27.334	24.727	36.899	26.566	296.7
5	1'55.646	27.252	24.599	37.003	26.792	299.1
6	1'54.782	27.190	24.081	36.816	26.695	291.8
7	1'55.109	27.085	24.107	36.938	26.979	291.8

Fastest Lap: Joe ROBERTS Italtrans Racing Team USA **1'51.746** 26.455 23.372 35.785 26.134

These data/results cannot be reproduced, stored and/or transmitted in whole or in part by any manner of electronic, mechanical, photocopying, recording, broadcasting or otherwise now known or herein after developed without the previous express consent by the copyright owner, except for reproduction in daily press and regular printed publications on sale to the public within 60 days of the event related to those data/results and always provided that copyright symbol appears together as follows below.
© DORNA, 2021



Free Practice Nr. 1

Moto2

Lap	Lap Time	T1	T2	T3	T4	Speed	Lap	Lap Time	T1	T2	T3	T4	Speed
8	1'54.972	27.186	24.097	37.086	26.603	293.4	4	2'02.814	27.378	31.210	37.570	26.656	295.0
9	1'05.647 P	35.578				288.7	5	1'54.221	26.772	23.866	36.784	26.799	291.8
10	2'04.541	34.478	25.347	37.698	27.018	170.3	6	1'53.597	26.709	23.827	36.616	26.445	293.4
11	1'54.778	27.386	23.988	36.818	26.586	286.4	7	1'55.082	27.932	23.840	36.905	26.405	300.0
12	1'55.344	28.081	23.970	36.691	26.602	291.1	8	1'53.744	26.669	24.113	36.687	26.275	292.6
13	1'53.369	26.772	23.867	36.433	26.297	291.8	9	1'54.970	26.703	24.365	37.480	26.422	293.4
14	1'53.668 *	27.009	23.783*	36.510*	26.366	295.8	10	1'53.557	26.704	23.817	36.548	26.488	289.5
15	1'53.744	26.727	23.711	36.889	26.417	295.0	11	55.189 P	26.717				288.7
16	1'53.198	26.734	23.691	36.430	26.343	298.3	12	2'01.874	34.103	24.208	36.949	26.614	174.4
17	2'00.030	26.669	24.013	41.303	28.045	297.5	13	1'53.497	26.749	23.866	36.511	26.371	288.7

18th 19 Lorenzo DALLA PO Italtrans Racing Team ITA

Runs=2 Total laps=18 Full laps=14

1	2'35.608	38.852	26.808	39.746	27.433	156.2
2	1'58.496	28.552	24.944	38.009	26.991	281.9
3	1'56.822	27.631	24.525	37.832	26.834	292.6
4	1'55.600	27.559	24.177	37.160	26.704	285.7
5	1'55.062	27.277	24.005	37.077	26.703	286.4
6	1'54.747	27.224	23.868	37.231	26.424	284.9
7	1'54.343	26.991	23.856	36.961	26.535	288.7
8	1'54.475	27.204	23.792	37.007	26.472	287.2
9	1'53.803	26.950	23.711	36.763	26.379	288.7
10	1'54.153	27.066	23.822	36.724	26.541	288.7
11	1'01.931 P	31.612				281.2
12	2'03.587	34.786	24.561	37.243	26.997	131.2
13	1'54.361	27.137	23.808	36.841	26.575	283.4
14	1'53.812	26.943	23.693	36.746	26.430	286.4
15	1'53.576	26.815	23.689	36.599	26.473	287.2
16	2'04.519 *	33.526	26.046	38.301*	26.646	284.9
17	1'53.205	26.732	23.575	36.506	26.392	290.3
18	1'53.449	26.753	23.599	36.689	26.408	287.2

19th 62 Stefano MANZI Flexbox HP40 ITA

Runs=2 Total laps=16 Full laps=10

1	2'44.998	34.413	25.500	38.086	27.259	161.4
2	1'55.775	27.514	24.494	37.152	26.615	291.1
3	1'54.626	26.908	24.081	37.248	26.389	292.6
4	1'54.471	27.339	24.073	36.775	26.284	293.4
5	1'55.335	27.000	24.635	37.112	26.588	295.8
6	1'53.803	26.863	23.768	36.624	26.548	291.8
7	1'53.562	26.893	23.721	36.587	26.361	288.7
8	1'53.896	26.966	23.857	36.584	26.489	292.6
9	1'08.023 P	36.192				288.0
10	2'02.571	34.559	24.506	36.772	26.734	138.2
11	1'53.698 *	26.940	23.778*	36.528	26.452	284.9
12	1'53.005 *	26.620	23.461*	36.573	26.351	288.7
13	1'53.206	26.487	23.645	36.509	26.565	295.8
14	1'53.693 *	26.756	23.598	36.640*	26.699	286.4
15	1'53.519	26.778	23.668	36.554	26.519	286.4
16	1'53.730	26.942	23.618	36.662	26.508	286.4

20th 9 Jorge NAVARRO MB Conveyors Speed SPA

Runs=2 Total laps=17 Full laps=13

1	2'43.245	34.634	26.869	39.397	27.749	177.9
2	1'56.215 *	27.572	24.572	37.230	26.841*	291.8
3	1'55.054	27.165	24.203	37.164	26.522	292.6

21st 54 Fermín ALDEGUER MB Conveyors Speed SPA

Runs=2 Total laps=15 Full laps=9

1	2'36.680	38.205	28.189	40.762	28.121	158.3
2	2'00.436	28.804	25.769	38.730	27.133	292.6
3	1'57.778	28.006	24.895	38.191	26.686	297.5
4	1'56.235	27.953	24.432	37.185	26.665	291.1
5	1'55.313	27.600	24.114	37.082	26.517	291.1
6	1'54.652 *	27.312	24.042*	36.917	26.381	289.5
7	1'54.316	27.057	23.998	36.846	26.415	295.0
8	1'59.415	29.997	25.867	37.103	26.448	290.3
9	1'57.243 P	27.085	24.223	38.826	27.109	291.1
10	2'05.208	35.589	25.137	37.722	26.760	148.5
11	1'54.653	27.085	24.239	36.786	26.543	289.5
12	1'53.849 *	26.965	23.901*	36.582	26.401	290.3
13	1'56.272 *	27.139	24.058	38.531*	26.544	291.8
14	1'53.702	26.980	23.837	36.489	26.396	291.1
15	1'53.329	26.851	23.728	36.392	26.358	291.8

22nd 11 Nicolò BULEGA Federal Oil Gresini M ITA

Runs=2 Total laps=17 Full laps=12

1	2'36.737	36.011	26.998	39.461	27.632	151.0
2	1'58.414	28.329	24.927	38.123	27.035	291.1
3	1'55.966	27.442	24.380	37.284	26.860	294.2
4	2'04.870	27.729	24.316	44.364	28.461	291.1
5	1'54.638	27.123	24.169	36.715	26.631	288.7
6	1'54.260	26.937	24.115	36.767	26.441	290.3
7	1'54.152	26.849	24.111	36.818	26.374	291.8
8	1'53.445 *	26.747	23.818*	36.327	26.553	291.1
9	55.450 P	26.836				286.4
10	2'04.580	34.857	25.216	37.462	27.045	157.8
11	1'54.249	27.072	24.080	36.439	26.658	281.2
12	1'53.441	26.704	23.908	36.301	26.528	285.7
13	1'53.482	26.735	23.909	36.344	26.494	285.7
14	1'53.971	26.802	24.131	36.403	26.635	287.2
15	2'01.269 *	26.836	24.156*	43.262	27.015	288.7
16	1'53.421	26.694	23.761	36.378	26.588	288.7
17	1'53.375	26.741	23.812	36.348	26.474	288.0

23rd 40 Hector GARZO Flexbox HP40 SPA

Runs=2 Total laps=15 Full laps=11

1	2'39.395	34.444	27.031	39.054	27.468	188.4
---	----------	--------	--------	--------	--------	-------

Fastest Lap: Joe ROBERTS Italtrans Racing Team USA **1'51.746** 26.455 23.372 35.785 26.134

These data/results cannot be reproduced, stored and/or transmitted in whole or in part by any manner of electronic, mechanical, photocopying, recording, broadcasting or otherwise now known or herein after developed without the previous express consent by the copyright owner, except for reproduction in daily press and regular printed publications on sale to the public within 60 days of the event related to those data/results and always provided that copyright symbol appears together as follows below.
© DORNA, 2021

Free Practice Nr. 1

Moto2

Lap	Lap Time	T1	T2	T3	T4	Speed	Lap	Lap Time	T1	T2	T3	T4	Speed
2	1'57.457	27.739	24.794	37.983	26.941	293.4	21	1'53.590	26.909	23.839	36.515	26.327	291.1
3	2'00.966	27.156	24.235	42.239	27.336	292.6	26th 79 Ai OGURA IDEMITSU Honda Te JPN						
4	1'55.050	26.823	24.575	37.232	26.420	295.8	Runs=2 Total laps=16 Full laps=12						
5	1'53.853	26.935	24.031	36.708	26.179	294.2	1	2'55.483	36.630	27.618	40.845	28.671	159.7
6	1'54.404	27.129	24.103	36.979	26.193	295.0	2	1'59.365 *	28.460	25.239	38.252	27.414*	288.0
7	1'53.881	26.703	23.925	36.877	26.376	295.0	3	1'58.273	27.852	24.847	38.304	27.270	292.6
8	1'58.100	27.657	24.135	39.903	26.405	291.8	4	1'56.574	27.439	24.873	37.518	26.744	291.8
9	55.759 P	26.768				295.8	5	1'55.584	27.067	24.503	37.241	26.773	292.6
10	2'04.154	35.088	25.401	37.055	26.610	178.8	6	1'54.428	26.975	23.955	36.898	26.600	291.8
11	1'54.521	27.002	24.125	37.015	26.379	289.5	7	1'54.821	27.087	24.044	36.919	26.771	290.3
12	2'04.598	26.795	25.357	41.157	31.289	289.5	8	1'54.642	26.959	23.895	36.971	26.817	288.0
13	1'57.850	26.846	24.016	37.530	29.458	293.4	9	1'57.242 P	27.293	24.440	37.366	28.143	290.3
14	1'53.442	26.639	23.826	36.720	26.257	295.0	10	2'08.389	37.999	25.338	38.003	27.049	122.0
15	1'53.618 *	26.678	23.840	36.619	26.481*	295.8	11	2'01.354	30.313	27.170	37.189	26.682	286.4
24th 24 Simone CORSI MV Agusta Forward R ITA							12	1'54.673	26.973	24.022	37.016	26.662	289.5
Runs=2 Total laps=16 Full laps=12							13	1'53.889	26.746	23.890	36.659	26.594	291.1
1	2'35.597	35.786	26.873	40.052	27.565	162.6	14	1'53.875	26.711	23.757	36.619	26.788	290.3
2	1'59.050	28.842	24.924	38.288	26.996	291.1	15	1'53.731	26.626	23.764	36.763	26.578	293.4
3	1'57.341	27.417	24.527	38.666	26.731	287.2	16	2'00.657	26.819	24.554	41.261	28.023	293.4
4	1'54.981	27.360	24.081	37.061	26.479	288.0	27th 75 Albert ARENAS Kipin Energy Aspar T SPA						
5	1'56.330	27.252	23.883	38.078	27.117	289.5	Runs=2 Total laps=16 Full laps=13						
6	1'53.830	26.944	23.785	36.704	26.397	288.0	1	2'38.294	34.743	26.602	40.941	27.965	178.2
7	1'53.507	26.863	23.627	36.689	26.328	291.1	2	1'58.587	28.300	25.075	38.045	27.167	288.0
8	1'53.904	27.067	23.749	36.634	26.454	291.8	3	1'56.562	27.688	24.804	37.407	26.663	288.0
9	1'54.358	26.925	23.901	36.920	26.612	284.2	4	1'55.863	27.277	24.368	37.654	26.564	289.5
10	1'03.223 P	27.902				283.4	5	1'56.465	27.371	24.688	37.621	26.785	294.2
11	2'02.252	33.454	24.703	37.523	26.572	151.2	6	1'55.188	27.099	24.229	37.168	26.692	288.7
12	1'55.641	27.138	23.990	37.868	26.645	283.4	7	1'55.497	27.507	24.213	37.187	26.590	281.2
13	2'04.003	27.078	23.858	43.037	30.030	283.4	8	1'56.656	27.354	24.231	38.339	26.732	287.2
14	1'57.493	27.236	23.775	36.689	29.793	285.7	9	56.002 P	27.220				289.5
15	1'53.736 *	26.894	23.615*	36.668*	26.559	284.9	10	2'18.655	48.113	25.459	38.050	27.033	
16	1'53.742	26.849	23.640	36.880	26.373	282.7	11	1'59.982	27.424	24.387	41.282	26.889	291.8
25th 35 Somkiat CHANTRA IDEMITSU Honda Te THA							12	1'55.732	27.271	24.169	37.482	26.810	284.9
Runs=1 Total laps=21 Full laps=18							13	1'54.832	27.359	24.017	36.939	26.517	284.9
1	2'34.398	36.594	27.339	40.045	27.339	164.1	14	1'54.248	26.935	23.879	37.036	26.398	292.6
2	1'58.721	28.114	25.300	37.853	27.454	286.4	15	1'54.197	27.029	23.977	36.768	26.423	291.1
3	2'19.790 *	43.011	31.142	38.302	27.335*	287.2	16	2'02.173	27.168	23.964	39.603	31.438	290.3
4	1'56.945	27.593	25.519	37.182	26.651	291.1	28th 96 Jake DIXON Petronas Sprinta Raci GBR						
5	1'55.559	27.447	24.201	37.346	26.565	295.0	Runs=3 Total laps=17 Full laps=12						
6	1'54.337	27.062	24.050	36.902	26.323	289.5	1	2'37.125	36.356	27.992	40.653	27.464	171.1
7	1'55.360	27.498	24.230	37.143	26.489	287.2	2	1'58.068	28.457	24.853	37.885	26.873	295.8
8	1'53.994	26.935	23.995	36.599	26.465	294.2	3	2'01.500	27.584	24.242	42.966	26.708	291.8
9	1'54.643	27.014	24.032	36.864	26.733	293.4	4	1'58.832	27.340	25.479	39.386	26.627	289.5
10	1'57.348	27.197	24.378	38.239	27.534	288.7	5	1'54.807	27.155	24.019	37.141	26.492	288.0
11	1'56.247	27.601	24.429	37.210	27.007	286.4	6	1'54.391	27.018	24.037	36.907	26.429	285.7
12	1'55.911	27.414	24.374	37.291	26.832	286.4	7	1'56.398	28.915	24.127	36.960	26.396	284.9
13	1'54.784	27.117	24.199	36.779	26.689	287.2	8	1'55.175 P	26.947	23.921	37.051	27.256	284.9
14	1'54.305	27.111	24.103	36.675	26.416	287.2	9	2'01.041	32.689	24.548	37.133	26.671	163.6
15	1'55.557	27.248	24.297	37.164	26.848	288.0	10	1'55.237	27.259	24.108	36.977	26.893	282.7
16	1'54.050	26.930	24.048	36.693	26.379	288.0	11	1'54.925	27.110	24.074	37.047	26.694	281.9
17	1'54.283	27.070	23.981	36.755	26.477	288.7	12	58.526 P	27.955				280.5
18	2'01.339	30.048	27.268	37.719	26.304	288.7	13	2'09.900	36.306	25.597	40.889	27.108	147.7
19	1'53.556 *	26.782	23.768	36.516*	26.490	293.4	14	1'55.555	27.387	24.277	37.040	26.851	281.2
20	1'55.165	27.012	24.271	37.137	26.745	293.4							

Fastest Lap: Joe ROBERTS Italtrans Racing Team USA **1'51.746** 26.455 23.372 35.785 26.134

These data/results cannot be reproduced, stored and/or transmitted in whole or in part by any manner of electronic, mechanical, photocopying, recording, broadcasting or otherwise now known or herein after developed without the previous express consent by the copyright owner, except for reproduction in daily press and regular printed publications on sale to the public within 60 days of the event related to those data/results and always provided that copyright symbol appears together as follows below.
© DORNA, 2021

Free Practice Nr. 1

Moto2

Lap	Lap Time	T1	T2	T3	T4	Speed	Lap	Lap Time	T1	T2	T3	T4	Speed
15	1'54.516	27.055	24.031	36.745	26.685	281.2	14	1'58.937	27.429	24.375	38.102	29.031	277.6
16	1'54.226	26.965	23.920	36.780	26.561	279.0		unfinished	27.269	24.062			275.5
17	1'54.212	26.856	23.849	36.620	26.887	280.5							

29th 6 **Cameron BEAUBIE** American Racing USA
Runs=3 Total laps=15 Full laps=10

1	2'49.073	35.443	26.515	39.472	27.703	167.7
2	1'59.605	28.125	25.165	38.542	27.773	294.2
3	1'57.695	27.899	24.932	38.067	26.797	291.1
4	1'56.533	27.464	24.225	37.823	27.021	292.6
5	1'56.223	27.356	24.404	37.503	26.960	291.1
6	1'59.031 P	27.343	24.524	37.840	29.324	291.8
7	2'05.678	33.822	24.976	39.606	27.274	154.9
8	1'57.224	27.619	24.327	38.072	27.206	287.2
9	1'56.379	27.341	24.427	37.649	26.962	288.0
10	57.199 P	27.374				288.7
11	2'05.493	36.088	24.992	37.655	26.758	164.1
12	2'01.118	27.286	24.231	37.234	32.367	290.3
13	1'54.974	27.092	23.972	37.341	26.569	293.4
14	1'54.436	26.923	24.002	36.956	26.555	293.4
15	1'55.382	27.215	24.229	37.451	26.487	291.8

30th 70 **Barry BALTUS** NTS RW Racing GP BEL
Runs=2 Total laps=16 Full laps=10

1	2'35.323	34.605	27.883	39.603	28.010	167.9
2	1'58.603	28.202	25.195	38.117	27.089	284.9
3	1'57.104	27.544	24.615	37.859	27.086	284.9
4	1'55.876	27.608	24.317	37.080	26.871	288.0
5	1'55.356	27.486	24.058	37.063	26.749	284.2
6	1'54.774	27.149	24.033	36.990	26.602	286.4
7	1'55.133 *	27.290	24.064	36.991	26.788*	285.7
8	1'54.947	27.425	24.111	36.738	26.673	284.9
9	57.494 P	27.661				285.7
10	2'16.197	43.872	25.430	38.880	28.015	81.6
11	1'56.206	27.630	24.491	37.246	26.839	285.7
12	1'54.984 *	27.104	24.113	36.868	26.899*	281.2
13	1'55.236	27.033	24.080	36.988	27.135	283.4
14	1'54.867	27.130	24.036	36.888	26.813	281.2
15	1'54.529	27.024	24.031	36.724	26.750	282.7
16	1'56.934 *	27.060	25.005	38.137*	26.732	282.7

31st 10 **Tommaso MARCON** MV Agusta Forward R ITA
Runs=2 Total laps=15 Full laps=10

1	2'35.390 *	38.157	28.060*	40.220	28.416	157.6
2	2'01.470	28.539	25.802	39.381	27.748	281.2
3	1'59.790	28.930	25.255	38.243	27.362	276.2
4	1'57.681	27.750	25.055	37.540	27.336	279.0
5	1'57.316	27.710	24.634	37.738	27.234	281.2
6	1'56.785	27.644	24.533	37.411	27.197	283.4
7	1'56.509	27.485	24.580	37.265	27.179	282.7
8	2'01.523	29.812	26.133	38.237	27.341	279.0
9	1'57.716 *	27.610	24.816*	37.733*	27.557	276.9
10	1'05.961 P	31.627				277.6
11	2'04.055	33.031	25.363	38.101	27.560	177.6
12	1'56.417	27.541	24.439	37.310	27.127	276.9
13	2'00.383	27.415	24.338	39.867	28.763	277.6

Fastest Lap: Joe ROBERTS Italtrans Racing Team USA **1'51.746** 26.455 23.372 35.785 26.134

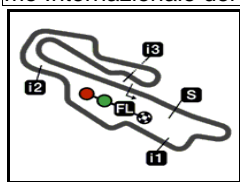
These data/results cannot be reproduced, stored and/or transmitted in whole or in part by any manner of electronic, mechanical, photocopying, recording, broadcasting or otherwise now known or herein after developed without the previous express consent by the copyright owner, except for reproduction in daily press and regular printed publications on sale to the public within 60 days of the event related to those data/results and always provided that copyright symbol appears together as follows below.
© DORNA, 2021

Official MotoGP Timing by TISSOT
www.motogp.com

Mugello, Friday, May 28, 2021

Page 6 of 6





5245 m.

GRAN PREMIO D'ITALIA OAKLEY

Free Practice Nr. 1

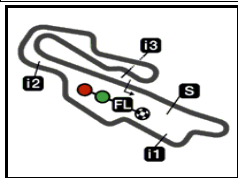
Best Partial Times

Moto2™

IT Ideal Lap Time, sum of the best partial times*BT* Best Lap Time

T1		T2		T3		T4						
Pos	Rider	Time	Rider	Time	Rider	Time	Rider	Time	Pos	Rider	IT	BT
1	R.FERNANDEZ	26.337	S.LOWES	23.335	J.ROBERTS	35.785	S.LOWES	26.000	1	S.LOWES	1'51.713	1'52.004 (3)
2	A.FERNANDEZ	26.393	R.FERNANDEZ	23.344	R.GARDNER	35.830	X.VIERGE	26.052	2	J.ROBERTS	1'51.746	1'51.746 (1)
3	S.LOWES	26.409	R.GARDNER	23.370	S.LOWES	35.969	R.FERNANDEZ	26.062	3	R.GARDNER	1'51.778	1'51.984 (2)
4	T.ARBOLINO	26.448	J.ROBERTS	23.372	A.FERNANDEZ	35.981	M.BEZZECCHI	26.072	4	R.FERNANDEZ	1'51.879	1'52.131 (4)
5	J.ROBERTS	26.455	M.SCHROTTER	23.422	A.CANET	36.020	T.ARBOLINO	26.076	5	A.FERNANDEZ	1'52.073	1'52.351 (6)
6	R.GARDNER	26.463	X.VIERGE	23.450	T.ARBOLINO	36.052	R.GARDNER	26.115	6	T.ARBOLINO	1'52.092	1'52.346 (5)
7	S.MANZI	26.487	F.DI GIANNANTO	23.455	X.VIERGE	36.108	M.RAMIREZ	26.122	7	X.VIERGE	1'52.113	1'52.359 (7)
8	M.SCHROTTER	26.502	M.BEZZECCHI	23.474	M.SCHROTTER	36.126	F.DI GIANNANTO	26.124	8	M.SCHROTTE	1'52.212	1'52.547 (9)
9	X.VIERGE	26.503	T.ARBOLINO	23.516	R.FERNANDEZ	36.136	J.ROBERTS	26.134	9	M.BEZZECCHI	1'52.341	1'52.504 (8)
10	B.BENDSNEYDE	26.564	B.BENDSNEYDE	23.532	H.SYHRIN	36.198	A.FERNANDEZ	26.157	10	F.DI GIANNAN	1'52.500	1'52.645 (10)
11	M.BEZZECCHI	26.565	A.FERNANDEZ	23.542	M.BEZZECCHI	36.230	M.SCHROTTER	26.162	11	A.CANET	1'52.582	1'52.705 (11)
12	H.SYHRIN	26.567	L.DALLA PORTA	23.575	B.BENDSNEYDE	36.258	A.CANET	26.176	12	H.SYHRIN	1'52.737	1'52.756 (12)
13	F.DI GIANNANTO	26.577	S.MANZI	23.598	T.LUTHI	36.286	H.GARZO	26.179	13	M.RAMIREZ	1'52.747	1'52.759 (13)
14	A.OGURA	26.626	L.BALDASSARRI	23.612	N.BULEGA	36.301	L.BALDASSARRI	26.234	14	B.BENDSNEY	1'52.772	1'52.970 (14)
15	H.GARZO	26.639	S.CORSI	23.627	M.RAMIREZ	36.310	T.LUTHI	26.255	15	S.MANZI	1'52.878	1'53.206 (19)
16	J.NAVARRO	26.666	M.RAMIREZ	23.647	F.DI GIANNANTO	36.344	J.NAVARRO	26.275	16	T.LUTHI	1'53.053	1'53.053 (15)
17	M.RAMIREZ	26.668	H.SYHRIN	23.666	L.BALDASSARRI	36.386	S.MANZI	26.284	17	L.BALDASSAR	1'53.084	1'53.100 (16)
18	C.VIETTI	26.669	C.VIETTI	23.691	F.ALDEGUER	36.392	C.VIETTI	26.297	18	C.VIETTI	1'53.087	1'53.198 (17)
19	A.CANET	26.690	A.CANET	23.696	C.VIETTI	36.430	S.CHANTRA	26.304	19	N.BULEGA	1'53.130	1'53.375 (22)
20	N.BULEGA	26.694	F.ALDEGUER	23.728	L.DALLA PORTA	36.506	H.SYHRIN	26.306	20	L.DALLA POR	1'53.192	1'53.205 (18)
21	T.LUTHI	26.697	J.NAVARRO	23.751	S.MANZI	36.509	S.CORSI	26.328	21	J.NAVARRO	1'53.203	1'53.293 (20)
22	L.DALLA PORTA	26.732	A.OGURA	23.757	J.NAVARRO	36.511	F.ALDEGUER	26.358	22	H.GARZO	1'53.263	1'53.442 (23)
23	S.CHANTRA	26.782	N.BULEGA	23.761	S.CHANTRA	36.515	N.BULEGA	26.374	23	F.ALDEGUER	1'53.329	1'53.329 (21)
24	S.CORSI	26.849	S.CHANTRA	23.768	H.GARZO	36.619	L.DALLA PORTA	26.379	24	S.CHANTRA	1'53.369	1'53.590 (25)

These data/results cannot be reproduced, stored and/or transmitted in whole or in part by any manner of electronic, mechanical, photocopying, recording, broadcasting or otherwise now known or herein after developed without the previous express consent by the copyright owner, except for reproduction in daily press and regular printed publications on sale to the public within 60 days of the event related to those data/results and always provided that copyright symbol appears together as follows below.
© DORNA, 2021



5245 m.

GRAN PREMIO D'ITALIA OAKLEY

Free Practice Nr. 1

Best Partial Times

Moto2™

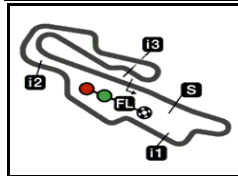
IT Ideal Lap Time, sum of the best partial times*BT* Best Lap Time

T1			T2			T3			T4				
<i>Pos</i>	<i>Rider</i>	<i>Time</i>	<i>Rider</i>	<i>Time</i>	<i>Rider</i>	<i>Time</i>	<i>Rider</i>	<i>Time</i>	<i>Pos</i>	<i>Rider</i>	<i>IT</i>	<i>BT</i>	
25	F.ALDEGUER	26.851	T.LUTHI	23.815	A.OGURA	36.619	J.DIXON	26.396	25	S.CORSI	1'53.438	1'53.507 (24)	
26	L.BALDASSARRI	26.852	H.GARZO	23.826	J.DIXON	36.620	A.ARENAS	26.398	26	A.OGURA	1'53.580	1'53.731 (26)	
27	J.DIXON	26.856	J.DIXON	23.849	S.CORSI	36.634	B.BENDSNEYDE	26.418	27	J.DIXON	1'53.721	1'54.212 (28)	
28	C.BEAUBIER	26.923	A.ARENAS	23.879	B.BALTUS	36.724	C.BEAUBIER	26.487	28	A.ARENAS	1'53.980	1'54.197 (27)	
29	A.ARENAS	26.935	C.BEAUBIER	23.972	A.ARENAS	36.768	A.OGURA	26.578	29	C.BEAUBIER	1'54.338	1'54.436 (29)	
30	B.BALTUS	27.024	B.BALTUS	24.031	C.BEAUBIER	36.956	B.BALTUS	26.602	30	B.BALTUS	1'54.381	1'54.529 (30)	
31	T.MARCON	27.269	T.MARCON	24.338	T.MARCON	37.265	T.MARCON	27.127	31	T.MARCON	1'55.999	1'56.417 (31)	

These data/results cannot be reproduced, stored and/or transmitted in whole or in part by any manner of electronic, mechanical, photocopying, recording, broadcasting or otherwise now known or herein after developed without the previous express consent by the copyright owner, except for reproduction in daily press and regular printed publications on sale to the public within 60 days of the event related to those data/results and always provided that copyright symbol appears together as follows below.
© DORNA, 2021

Official MotoGP Timing by TISSOT
www.motogp.com





5245 m.

GRAN PREMIO D'ITALIA OAKLEY

Free Practice Nr. 1

Fastest Laps Sequence

<i>Practice Time</i>	 <i>Rider</i>	<i>Nation</i>	<i>Motorcycle</i>	<i>Time</i>	<i>Km/h</i>	<i>Rider's Lap</i>
4'33.119	35 Somkiat CHANTRA	THA	KALEX	1'58.721	159.0	2
4'33.926	70 Barry BALTUS	BEL	NTS	1'58.603	159.2	2
4'34.104	19 Lorenzo DALLA PORTA	ITA	KALEX	1'58.496	159.3	2
4'34.883	7 Lorenzo BALDASSARRI	ITA	MV AGUSTA	1'57.991	160.0	2
4'35.539	42 Marcos RAMIREZ	SPA	KALEX	1'57.780	160.3	2
4'36.852	40 Hector GARZO	SPA	KALEX	1'57.457	160.7	2
4'37.147	12 Thomas LUTHI	SWI	KALEX	1'56.970	161.4	2
4'38.316	64 Bo BENDSNEYDER	NED	KALEX	1'56.434	162.1	2
4'40.773	62 Stefano MANZI	ITA	KALEX	1'55.775	163.0	2
4'50.897	16 Joe ROBERTS	USA	KALEX	1'55.302	163.7	2
4'51.023	14 Tony ARBOLINO	ITA	KALEX	1'54.954	164.2	2
4'53.373	23 Marcel SCHROTTER	GER	KALEX	1'54.729	164.5	2
5'00.538	22 Sam LOWES	GBR	KALEX	1'53.742	166.0	2
6'46.159	25 Raul FERNANDEZ	SPA	KALEX	1'53.262	166.7	3
8'39.105	25 Raul FERNANDEZ	SPA	KALEX	1'52.946	167.1	4
12'37.945	22 Sam LOWES	GBR	KALEX	1'52.926	167.2	6
12'43.142	72 Marco BEZZECCHI	ITA	KALEX	1'52.732	167.4	6
14'35.748	72 Marco BEZZECCHI	ITA	KALEX	1'52.606	167.6	7
27'09.619	22 Sam LOWES	GBR	KALEX	1'52.295	168.1	10
29'01.623	22 Sam LOWES	GBR	KALEX	1'52.004	168.5	11
32'07.679	87 Remy GARDNER	AUS	KALEX	1'51.984	168.6	10
39'31.662	16 Joe ROBERTS	USA	KALEX	1'51.746	168.9	17

These data/results cannot be reproduced, stored and/or transmitted in whole or in part by any manner of electronic, mechanical, photocopying, recording, broadcasting or otherwise now known or herein after developed without the previous express consent by the copyright owner, except for reproduction in daily press and regular printed publications on sale to the public within 60 days of the event related to those data/results and always provided that copyright symbol appears together as follows below.

© DORNA, 2021

Official MotoGP Timing by TISSOT
www.motogp.com

Mugello, Friday, May 28, 2021

